

Foot Massager

User's manual

EN



SENCOR[®]

SFM 3720GR

SFM 3721VT

Prior to using this appliance, please read the user's manual thoroughly, even in cases, when one has already familiarised themselves with previous use of similar types of appliances. Use the appliance only as described in this manual. Keep this manual for later use.

Save the original shipping box, packaging material, purchase receipt and warranty card for the duration of the warranty. In the event of shipping, pack the appliance using the original packaging materials only.

EN-1

CONTENTS

IMPORTANT SAFETY INSTRUCTIONS	3
DESCRIPTION OF THE MASSAGE MACHINE	5
POSITIVE EFFECTS OF THE MASSAGE MACHINE	6
USING THE MASSAGE MACHINE	6
CLEANING AND MAINTENANCE	7
TECHNICAL SPECIFICATIONS	8
INSTRUCTIONS AND INFORMATION REGARDING THE DISPOSAL OF USED PACKAGING MATERIALS	8
DISPOSAL OF USED ELECTRICAL AND ELECTRONIC EQUIPMENT	8

IMPORTANT SAFETY INSTRUCTIONS

- This appliance may be used by children 8 years of age and older and by persons with physical or mental impairments or by inexperienced persons if they are properly supervised or have been informed about how to use the appliance in a safe manner and understand the potential dangers. Do not allow children to play with the appliance.
- Cleaning and maintenance must not be performed by children unless they are older than 8 years of age and under supervision. Keep this appliance and the power cord out of reach of children that are younger than 8 years of age.

IMPORTANT SAFETY INSTRUCTIONS READ CAREFULLY AND STORE FOR FUTURE USE.

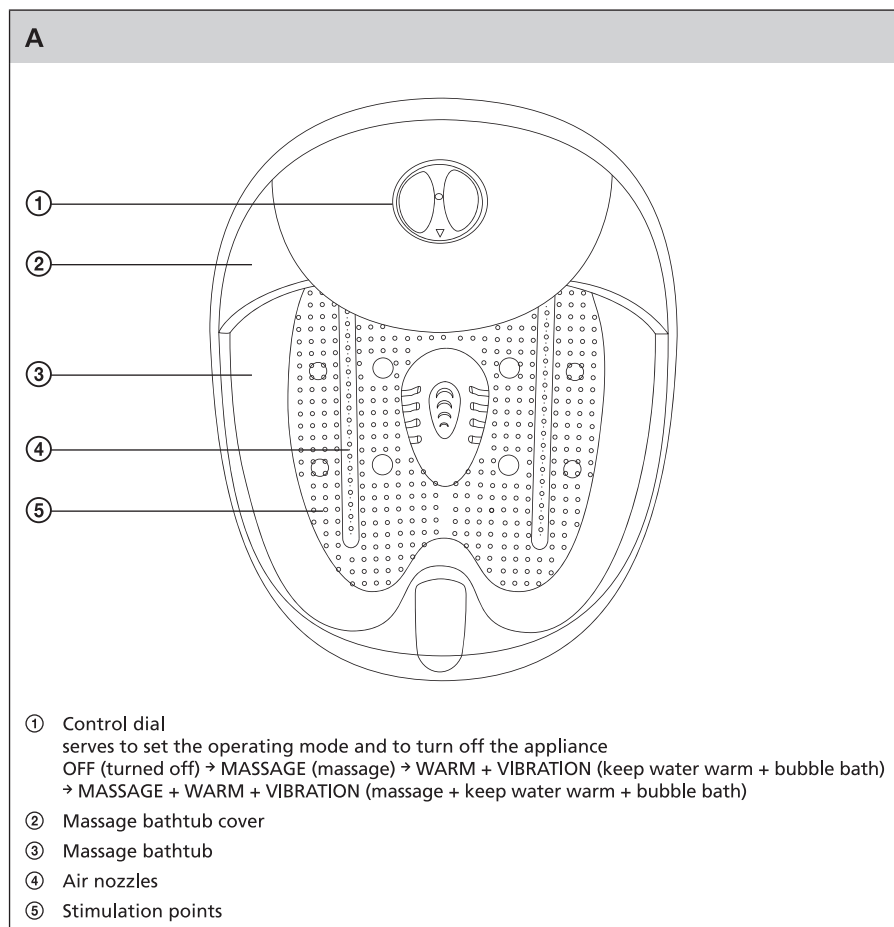
- This appliance is designed for household use.
- Before connecting the appliance to a power socket, check that the technical details on its rating label match the electrical voltage in the socket.
- If you decide to use the appliance in the bathroom, to insure additional safety, it is recommended to install a Residual Current Device (RCD) into the electric circuit to the bathroom with a maximum current rating of 30 mA. Ask the electrician for advice.
- Do not use the appliance in the direct vicinity of a bath, shower, wash basin, pool, etc.
- Do not use the appliance outdoors. Do not expose it to direct sunlight. Do not place it in the vicinity of an open flame or appliances that are sources of heat.
- Use the appliance on an even, dry and stable surface.
- To prevent potential injury by electric shock, do not submerge this appliance or its power cord under water or any other liquid.
- Do not connect the power plug to the el. power socket or disconnect it if your feet are submerged in the water.
- Only use the appliance when sitting down. Do not step into the massage bathtub with your full weight or place any items into it.
- This appliance is equipped with a heating element. Persons with a reduced sensitivity to heat should pay increased attention when using it.
- We do not recommend using the appliance if you have swollen feet, a rash, or if the skin on your feet is inflamed or irritated. Stop using the appliance if you feel pain, nausea or if your skin becomes irritated. In these case, consult further use with your physician.
- Before you connect the appliance to a power socket or disconnect it, check that the control dial is set to the OFF (turned off) position.
- Always turn off the appliance and disconnect it from the power socket before moving or cleaning it.
- Do not disconnect the appliance from the power socket by pulling on the power cord. This could damage the power cord or the power socket. Disconnect the cord from the power socket by gently pulling the plug of the power cord.
- It is forbidden to use the appliance if it has a damaged power cord or plug. If the power cord is damaged, have it replaced at a professional service centre.
- Do not use the appliance if it is not working correctly, exhibits signs of leakage (water is leaking out of it), if it has been damaged or submerged in water. To avoid the danger of injury by electrical shock, do not repair the appliance yourself or make any adjustments to it. Have all repairs or adjustments of the appliance performed at an authorised service centre. Failure to do so will expose you to a danger of voiding the warranty policy.

Foot Massager

SFM 3720GR / SFM 3721VT

EN

DESCRIPTION OF THE MASSAGE MACHINE



EN-5

POSITIVE EFFECTS OF THE MASSAGE MACHINE

- The stimulation points press gently like fingers ensuring an effective foot massage. The intensity of the massage can easily be affected by pushing one's feet down on to the stimulation points or moving them away. The air nozzles create a pleasant relaxing bubble bath. A warm water bath supports the positive effects of a massage and a bubble bath. This appliance is equipped with a heating element which prevents the temperature of the water in the massage bathtub from falling. For faster regeneration and improved blood circulation and blood supply to the skin, give your feet a pleasant relaxing massage in a water bubble bath every day.

USING THE MASSAGE MACHINE

1. Always place the appliance on an even, dry and stable surface. To prevent it from moving during use, it is equipped with anti-slip feet.
2. Check that the appliance is turned off. The control dial A① is set to the OFF (turned off) position.
3. Fill the massage bathtub A③ with clean water. Make sure that the water level does not exceed the MAX water level mark on the inside wall of the bathtub A③.

**Note:**

Only use clean water without any additions such as e.g. soap, shampoo, etc.

4. Connect the power cord of the appliance to an el. power socket. Sit down and check that your feet are clean. Submerge them into the water bath.

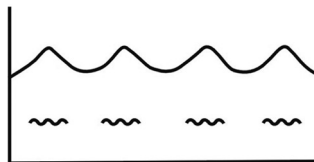
**Attention:**

Do not step into the bathtub A③ with your full weight. Otherwise this may damage it.

5. Use the control dial A① to select one of the operating modes below:

5.1 MASSAGE

Foot massage in a water bath without heating the water.

B

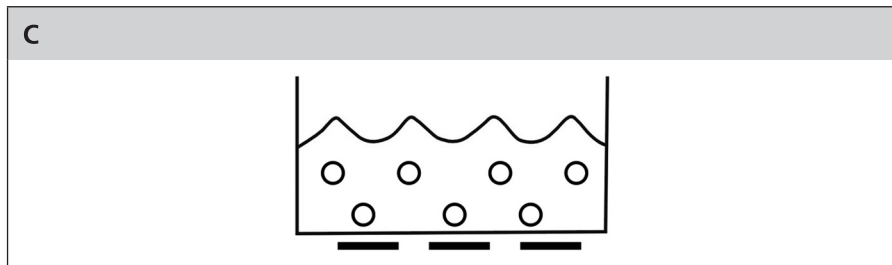
Foot Massager

SFM 3720GR / SFM 3721VT

EN

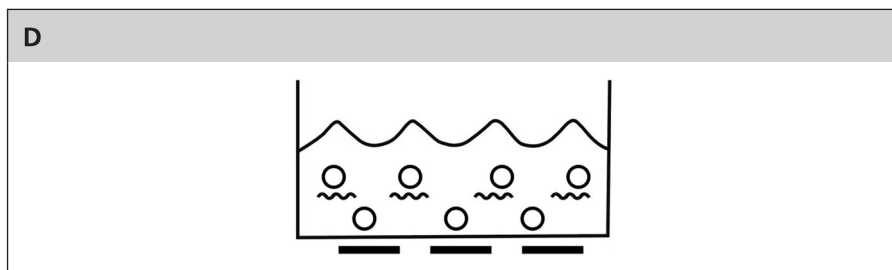
5.2 WARM + VIBRATION (BUBBLES)

Water bubble bath maintaining the water temperature, suitable for relaxing and calming one's feet.



5.3 MASSAGE + WARM + VIBRATION (BUBBLES)

Massage in a water bath that is kept warm, suitable for regenerating tired feet, improving blood circulation and blood supply to the skin on one's feet.



Note:

The recommended massage duration is 15 minutes. It can be adjusted according to your individual needs. It should not, however, exceed 30 minutes.

- After you have finished using it, turn the control dial A① to the OFF (turned off) position. Take your feet out of the bathtub A③ and dry them with a towel. Disconnect the power cord from the el. power socket. Remove the water from the bathtub A③ after every use and clean it according to the instructions in chapter Cleaning and Maintenance.

CLEANING AND MAINTENANCE

- Before cleaning it, check that the massage machine is turned off and disconnected from the el. power socket.
- Remove the used water from the bathtub A③ after every use. Then rinse out the bathtub A③ with clean water and allow it to dry.
- If the surface of the appliance is dirty, wipe it with a cloth lightly dipped in lukewarm water or in a weak solution of lukewarm water and neutral detergent. Use a cloth dampened in warm water to wipe the surface on to which you applied the detergent. Then wipe everything dry.
- Never submerge the massage machine in water!
- Do not use abrasive cleaning products, solvents, thinners, etc. for cleaning.

TECHNICAL SPECIFICATIONS

Rated voltage	230 V
Rated frequency	50 Hz
Rated power input	90 W
Safety class (for electric shock protection)	II
Protection level against damaging entry of water	IPX4

Glossary of technical terms

Safety class for electric shock protection:

Class II – Electric shock protection is provided by double or heavy-duty insulation.

Protection level against damaging entry of water:

IPX4 – The appliance is protected against splashing water.

We reserve the right to change text and technical specifications.

INSTRUCTIONS AND INFORMATION REGARDING THE DISPOSAL OF USED PACKAGING MATERIALS

Dispose of used packaging material at a site designated for waste in your municipality.

DISPOSAL OF USED ELECTRICAL AND ELECTRONIC EQUIPMENT



This symbol on products or original documents means that used electric or electronic products must not be added to ordinary municipal waste. For proper disposal, renewal and recycling hand over these products to determined collection points. Or as an alternative in some European Union states or other European countries you may return your products to the local retailer when buying an equivalent new product. Correct disposal of this product helps save valuable natural resources and prevents damage to the environment caused by improper waste disposal. Ask your local authorities or collection facility for more details. In accordance with national regulations penalties may be imposed for the incorrect disposal of this type of waste.

For business entities in European Union states

If you want to dispose of electric or electronic appliances, ask your retailer or supplier for the necessary information.

Disposal in other countries outside the European Union

This symbol is valid in the European Union. If you wish to dispose of this product, request the necessary information about the correct disposal method from the local council or from your retailer.



This product meets all the basic requirements of EU directives that apply to it.